

## **Power Maximization of Grid Connected Wind Energy Conversion System**

**Haroon Ashfaq**

*Department of Electrical Engineering  
Jamia Millia Islamia New Delhi, India  
[harun\\_ash@yahoo.com](mailto:harun_ash@yahoo.com)*

**Surendra Kumar Tripathi**

*Department of Electrical Engineering  
Jamia Millia Islamia New Delhi, India  
[Surendra.27n@gmail.com](mailto:Surendra.27n@gmail.com)*

**Mohammad Saood**

*Department of Electrical engineering  
Jamia Millia Islamia New Delhi, India  
[mdsaood@hotmail.com](mailto:mdsaood@hotmail.com)*

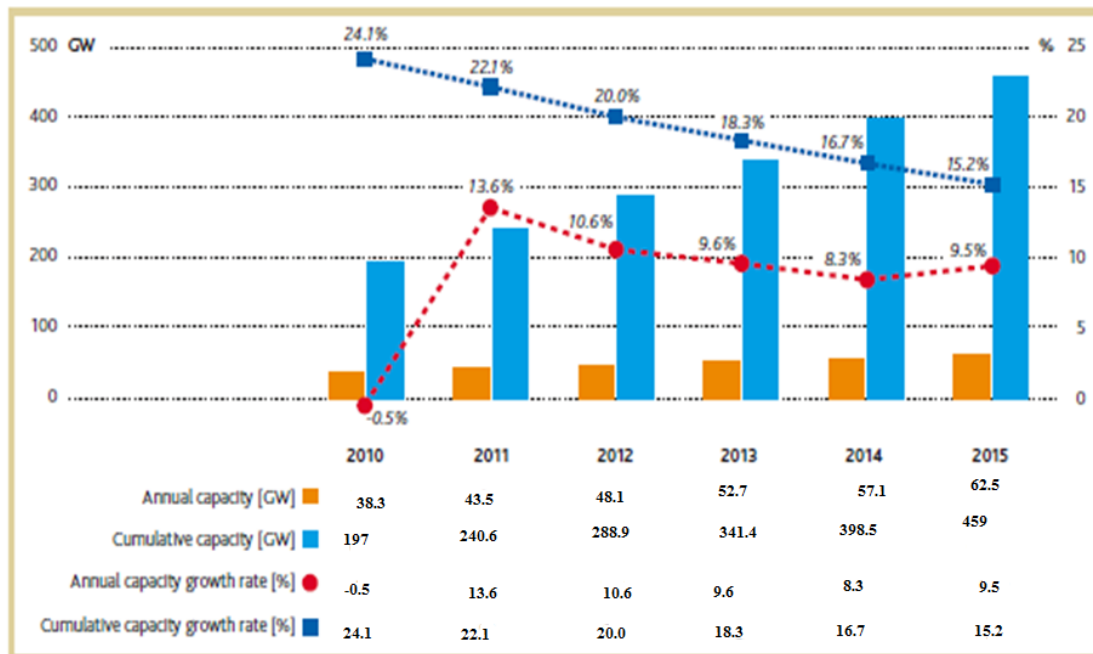
### **Abstract**

Increasing petroleum prices, climate change and global warming have forced to look for different renewable energy options for generating electricity. Wind energy has become one of most hunted solution among the different renewable energy resources because of power electronic based controllers that allows the wind energy conversion system (WECS) to generate power at constant frequency voltage irrespective of the variations in wind velocity. The continuous flow of quality power from WECS to grid is insured for wider range of wind speed. DFIG used in WECS having power electronic converter which requires very small friction of power in comparison to the total capacity of generation. This paper brings out the analysis of WECS using DFIG for most suited maximum power point tracking (MPPT) techniques in terms of active power, reactive power and electromagnetic torque when operating with varying wind velocity conditions. Most suitable technique among preferred techniques of maximum power point tracking (MPPT) has also been implemented to harness maximum available power for a given wind velocity. MATLAB simulation results are used to support the claim.

**Keywords-** Wind Energy Conversion System (WECS), Double feed induction generator (DFIG), Matrix converter (MC), Back to back converter, Maximum power point tracking (MPPT), Wind turbines(WT), Wind generators(WG).

## I. INTRODUCTION

Many techniques, through which mechanical to electrical energy conversion can be realized, have been proposed and developed with commercial success [1,3]. In recent years with growing concerns over green house gas emissions and uncertainties in fossil fuel supplies, there is an increasing interest and attention towards clean and renewable electrical energy sources like wind energy, solar energy and fuel cell etc. Wind energy is the most promising renewable energy resource among the all alternatives available with the installations targeted to meet 15% energy demand by the year 2020. During 2001, 24,322 MW of wind turbine capacity was totally installed in the world. In 2010 it increased to 2,03,500 MW. The energy demand in India is ever increasing and expected to grow at an annual rate of 6% over the next 10 years. In India, the total installed capacity of wind power generation was 8754 MW in the year 2008[2]. By the end of 2012, the total installed capacity will be reaching 12 GW according to the Ministry of new and renewable energy in India. The installation of wind turbines in power system has proliferated rapidly in last 20 years and the national and international growth rates and policies indicate that this development will continue [4].



**Figure 1. Market forecast of global wind power development .**

[Source- Global Wind Energy Council, Belgium ([www.gwec.net](http://www.gwec.net))]

Global market forecast regarding wind power development gives the encouraging sign. Growth forecast advocates the significant contribution of WECS for global net power demand. The effect of wind power generation on system stability has gained more importance with increasing penetration of wind power generation in power system. Wind power generation can affect the power system stability in two ways: First it is because of the uncertainty of wind energy nature. The next issue is wind turbines instability due to a disturbance on power grids that leads to power system instability.

To harness maximum amount of wind energy under varying wind velocity conditions, Doubly Fed Induction Generator (DFIG) seems to be one of the promising options, although various other generators such as Squirrel Cage Induction Generators (SCIG) and Permanent Magnet Synchronous Generators (PMSG) are also emerging as tough competitors to DFIG. Based on electrical topology, wind turbine generators are broadly grouped in to four categories [3] namely (i) Fixed speed SCIG (ii) Variable slip (wound rotor) induction generator with variable rotor resistance (iii) Variable speed DFIG with partially rated converter interface (iv) Variable speed generators (either SCIG or PMSG) with full converter interface

**II. WIND DYNAMICS AND OPTIMAL OPERATION**

DFIG may operate as a generator or motor in both sub-synchronously and super-synchronously.

$$\text{Wind power } P = 0.5C_p\rho\pi R^2V^3 \tag{1}$$

Where,

C<sub>p</sub>= power coefficient

ρ=air density in kg/m<sup>3</sup>

R= radius of wind turbine blades

V= velocity of wind

Wind turbine is a non-linear system whose output depends on various parameters such as wind velocity, dimensions of the wind turbine and tip speed ratio. The power extracted (P<sub>wt</sub>) by a wind turbine is

$$P_{wt} = 0.5C_p(\lambda, \beta)\rho AV^3 \tag{2}$$

where V is the wind speed, ρ is the air density, A is the area swept by the blades and C<sub>p</sub> is the wind power coefficient (denotes power extraction efficiency which is a function of β and λ, β being the pitch angle and λ being the tip speed ratio – TSR given by R Ω / v where R is turbine radius, Ω is turbine shaft speed). Thus, power captured by the wind turbine is heavily dependent upon tip speed ratio (TSR) when β is unchanged[3,7]. The power conversion efficiency has a well determined maximum C<sub>p,max</sub> for a specific tip speed ratio λ. The optimal control of active power in a

variable-speed fixed-pitch WECS can therefore be easily achieved, if  $\lambda$  is controlled for attaining the  $C_{p,max}$  corresponding to a given wind velocity. From equation (2) and expression for  $\lambda$ , it follows that

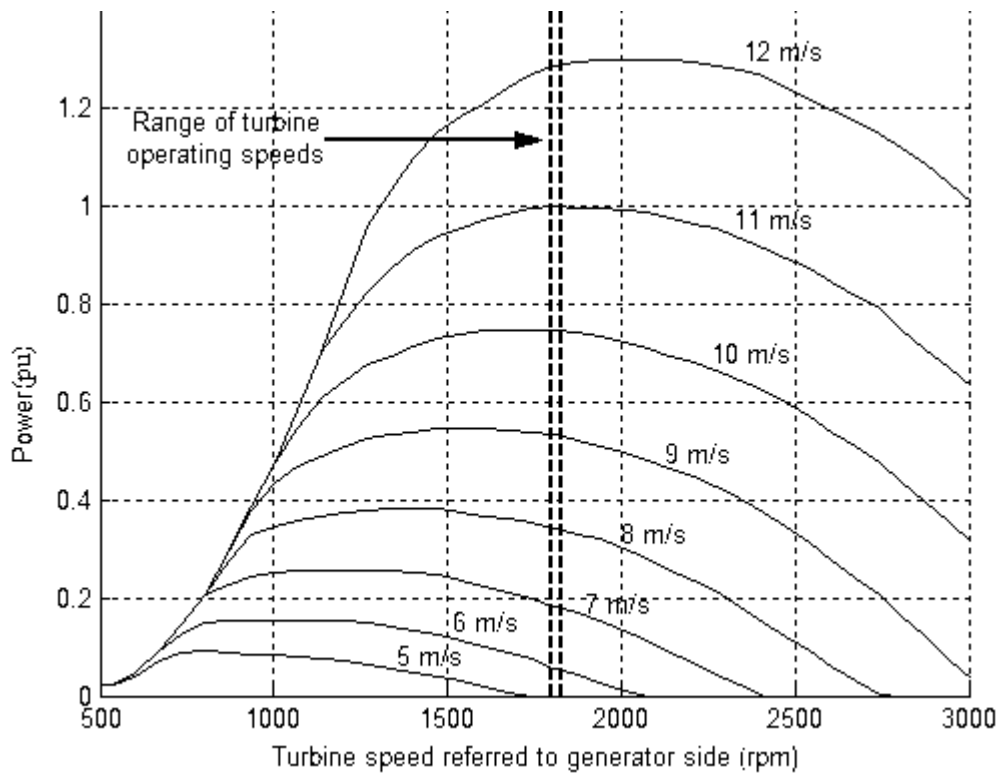
$$P_{wt} = 0.5C_p(\lambda, \beta)\rho\pi R^2 V^3 \quad (3)$$

$$P_{wt} = 0.5\{C_p(\lambda)/\lambda^3\}\rho\pi R^5 \Omega^3 \quad (4)$$

Thus the torque produced by the turbine is computed as

$$T_{wt} = P_{wt}/\Omega \quad (5)$$

Hence the torque produced by the turbine is proportional to  $\Omega^2$  and power is proportional to  $\Omega^3$ . So, by the above equations it can be seen that for a particular TSR, the power extracted by the turbine is maximum for a given wind velocity.



**Figure 2. Wind Turbine Characteristics**

This is equivalent to maintaining the tip speed ratio at its optimal value  $\lambda_{opt}$  and can be achieved by operating the turbine at a variable speed, corresponding to the wind speed.

### III. ENERGY CAPTURE

Maximum power point tracking (MPPT) is used to compensate for unknown or time-varying parameters, which are sometimes the cause of poor efficiency [25]. MPPT controller goal is to maximize output power and generator efficiency without the need for a low speed or high-speed shaft encoder, eliminating concern about sensor reliability. Intelligent control strategies for energy optimization include the data-mining methods, which also consider the power demand from the utility grid, as well as various MPPT techniques. Possible MPPT techniques used in WECS employing various generators with small, medium and large capacity are listed as [20-22]

- Perturbation and observation (P&O) method.
- Power system stabilizers (PSS) in DFIG.
- Flux magnitude angle control (FMAC).
- Hill climbing search (HCS).
- Tip speed ratio (TSR) control.
- Power Signal Feedback (PSF) control.
- Optimal Torque (OT) control.
- Mapping power technique in which maps/curves are used to find out the optimum point.
- Anemometer method which uses the predetermined look up table.
- MPPT by maximum efficiency control and a maximum torque control.
- Advance hill climb search (AHCS) technique.
- MPPT algorithm by directly adjusting the DC/DC converter duty cycle.
- MPPT algorithms by changing the speed reference in the desired direction.
- Using matrix converter in DFIG.
- Using MPPT algorithms with current feedback.
- Sliding mode control using fuzzy for variable speed wind turbine.
- Maximum Power Point Tracking based on adaptive control strategy.
- Adjustment of gear ratio with the change of wind speed to achieve the maximum power from the system.
- Neural network techniques

The purpose of the MPPT is to maintain the tip speed ratio of the wind turbine as close as possible to optimal tip speed ratio. To ensure; fast time response, simple control and better stability is essential [20]. Hence due to various operation condition requirement all the methods of MPPT identified above are not suitable for all kind of wind generators.

P & O, adjustment of gear ratio, sliding mode control, optimal torque control methods of MPPT are suitable for the small capacity WECS. The response is slow and sluggish.

MPPT techniques like HCS, AHCS, TSR, anemometer method, MPPT algorithms by changing the speed reference in the desired direction and mapping power technique in which maps/curves are used to find out the optimum point work well in smooth wind conditions only. They are complex and less reliable

Method using matrix converter with DFIG, MPPT based on adaptive control

strategy and MPPT by directly adjusting the DC/DC converter duty cycle uses power electronics circuitry for controllers. They use pulse width modulation, space vector modulation and duty cycle control techniques. This includes the extra cost, complexity and application of filters to handle harmonics issues.

PSS in DFIG, FMAC, PSF control and neural network techniques of MPPT requires the knowledge of wind turbine's maximum power curve. It becomes difficult to follow the maximum electric power point when wind speed is irregularly changing which is the natural phenomenon of variable wind velocity regions.

P&O, TSR, PSF, HCS and PSS MPPT techniques are used in widely used wind generators. As P & O does not require prior knowledge of maximum wind turbine power at different wind velocity and electric machine parameters. In TSR method the instantaneous tip speed ratio value is calculated on-line. PSF improves the dynamic stability control of WECS. HCS technique is most preferred in small capacity WECS for smooth wind speed. PSS technique improves the damping of oscillations in the network.

P&O is suitable for low inertia wind turbines while PSF method realize on the measurement of the shaft speed. TSR, HCS, PSF and PSS are mostly applicable in DFIG which contributes to majority of the wind generators. Simulation results of DFIG using TSR, HCS, PSF and PSS techniques for MPPT are compared.

#### IV. CONTROLLING OF WECS

The wind turbine transmits mechanical power to the DFIG through a drive train according to nominal turbine speed, number of generator pole-pairs and network frequency. Slip power flows from and to the rotor circuit through the Rotor Side Converter for the super and sub-synchronous operation modes respectively [16,23,26].

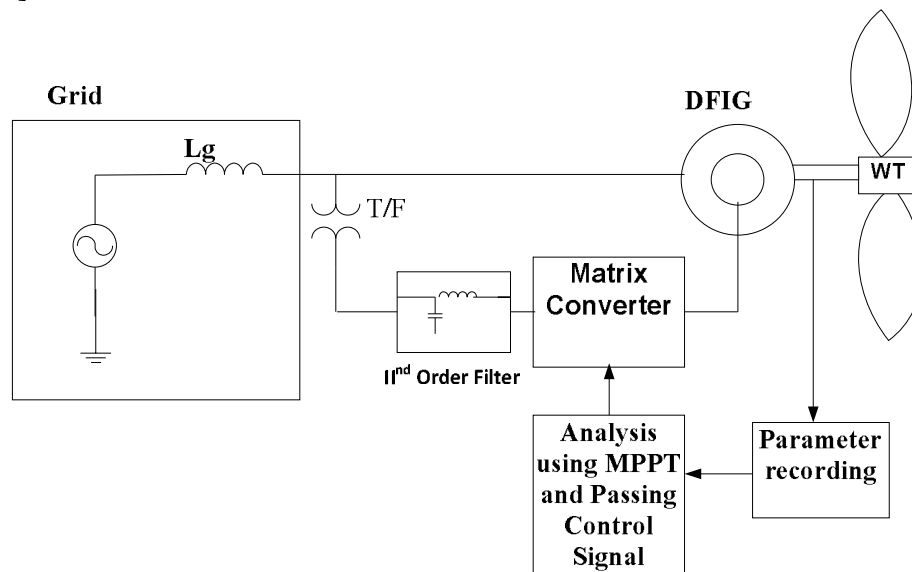


Figure 3. Proposed Control System of WECS

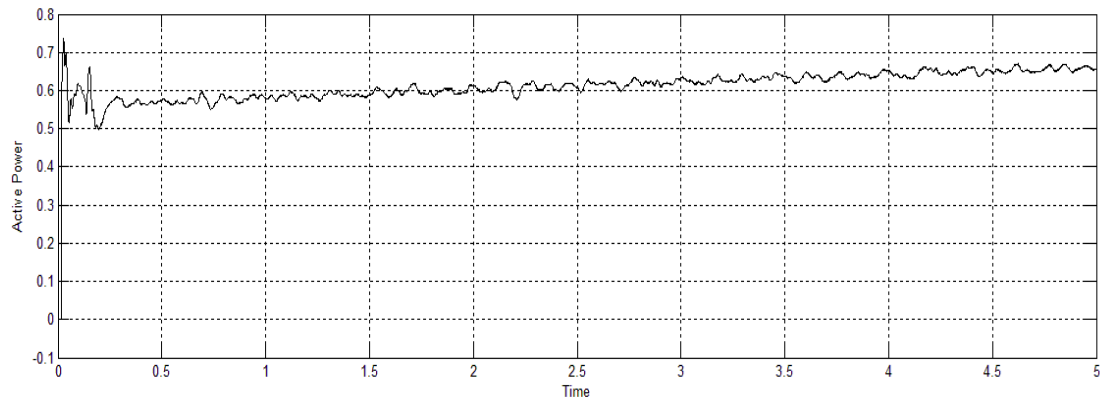
**TABLE 1. MPPT techniques for Wind Energy Conversion Systems using DFIG**

<b>Generator (Power Range)</b>	<b>Converter Options</b>	<b>Device Count (Semiconductor Cost)</b>	<b>MPPT Techniques</b>
DFIG (kW-MW)	Diode Bridge/ SCR Inverter	DC-Link Capacitor 6 Controllable Switches (Low)	P&O
	SCR Rectifier/ SCR Inverter	DC-Link Capacitor 12 Controllable Switches (Moderate)	P&O, OT
	Back-to-Back Hard-Switching Inverters	DC-Link Capacitor 12 Controllable Switches (Moderate)	TSR, HCS and PSS
	Matrix Converter	18 Controllable Switches (High)	TSR,PSF

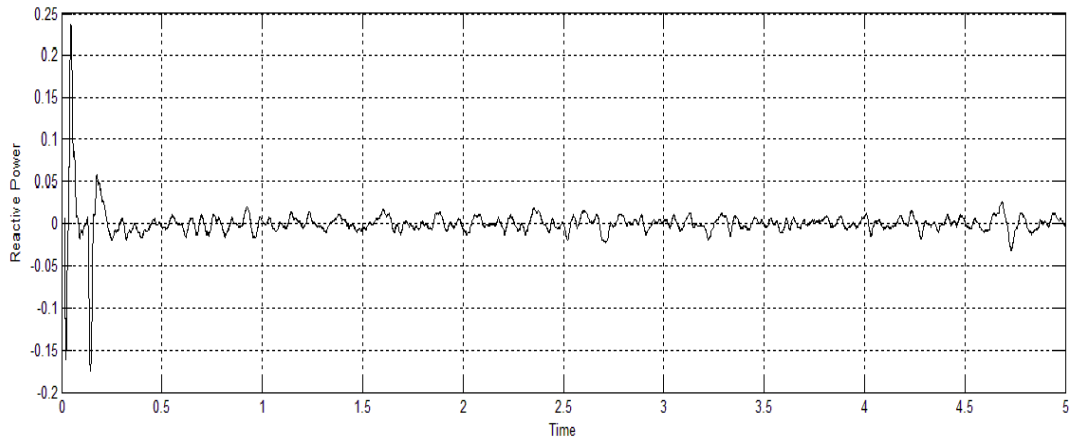
Table1 gives the summary of wind energy conversion system using DFIG for various MPPT. The net performance enhancement of WECS depends on the suitable application of power electronic control and the MPPT technique. The cost of the overall system increases as the complexity of the power electronic converter and MPPT technique increases. However higher order control of MPPT and power converter designs may increase efficiency of the overall system.

**V. SIMULATION STUDY AND RESULTS**

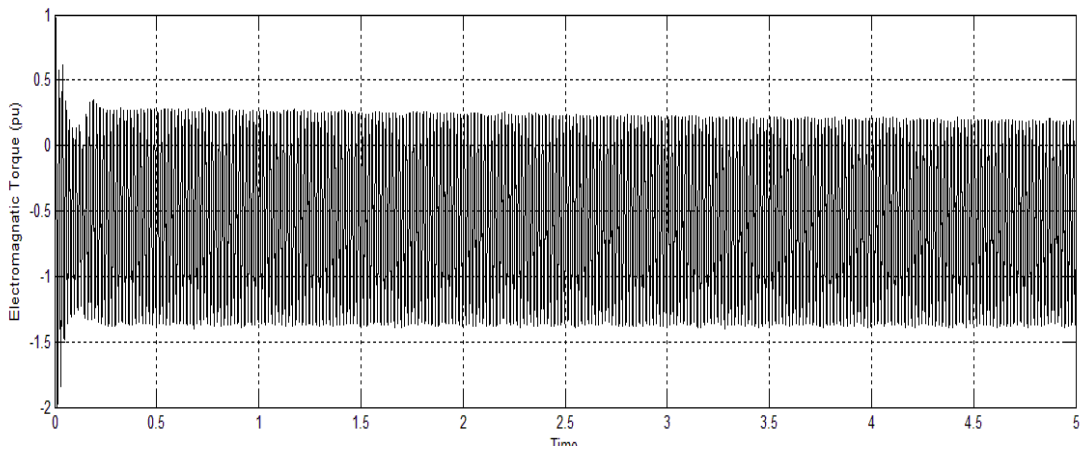
DFIG using the identified most widely used MPPT techniques simulated using MATLAB connected with wind turbines using TSR, HCS, PSF and PSS techniques for maximum power extraction. The simulation results are analyzed for active power, reactive power and the electromagnetic torque.



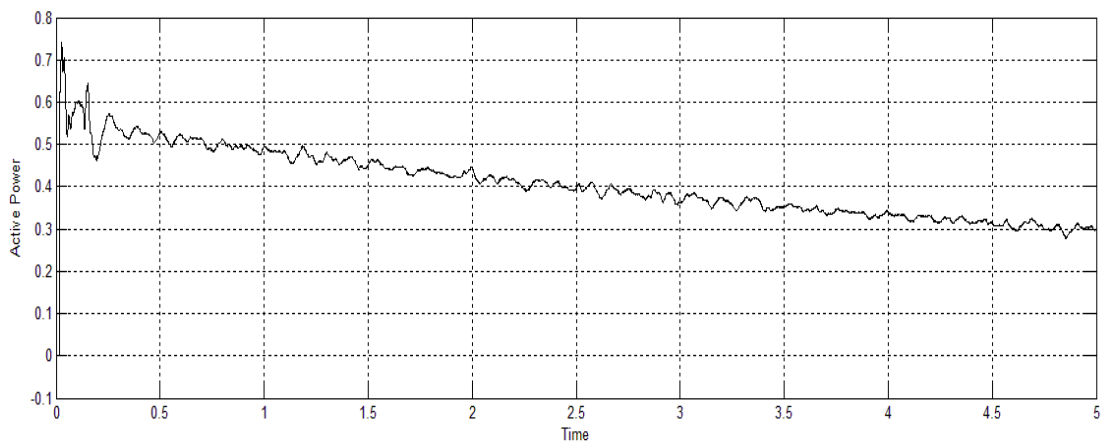
**Figure 4. Active power of WECS using PSF MPPT.**



**Figure 5. Reactive power of WECS using PSF MPPT.**

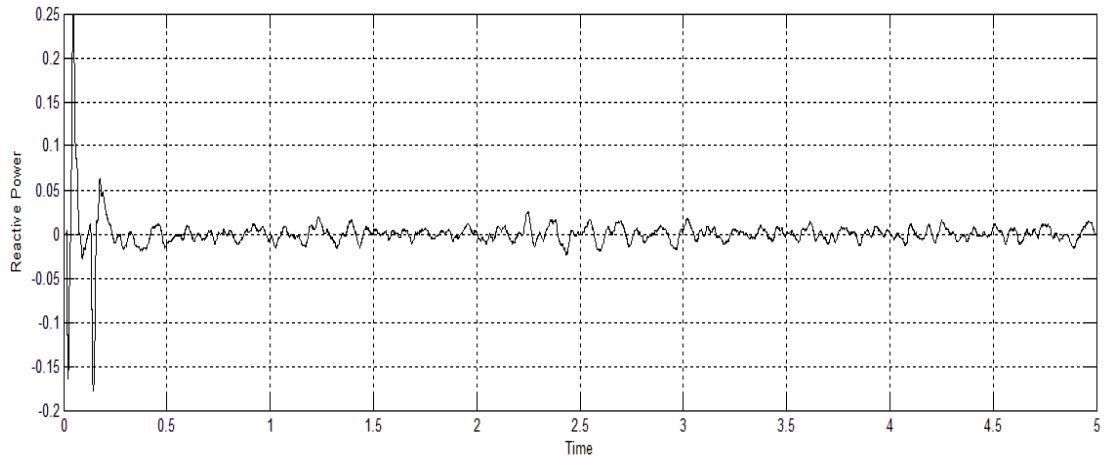


**Figure 6. Electromagnetic torque of WECS using PSF MPPT**

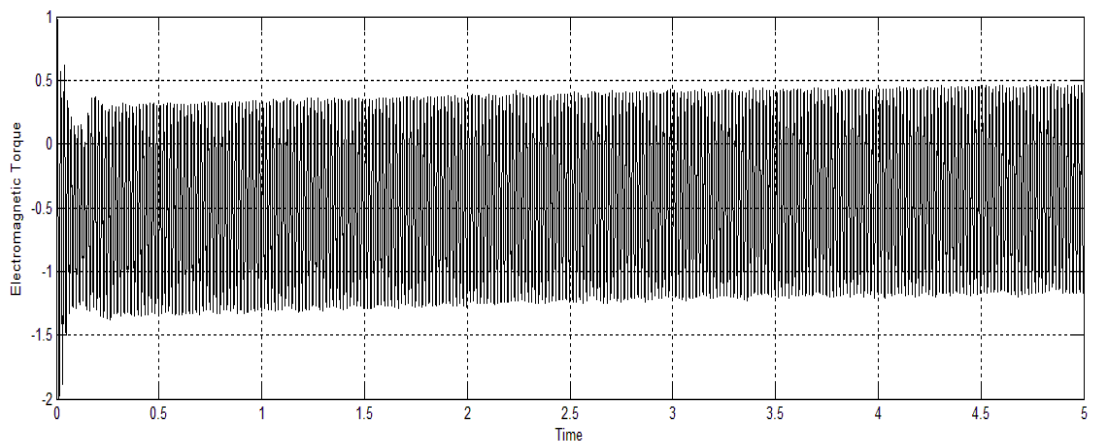


**Figure 7. Active power of WECS using PSS MPPT**

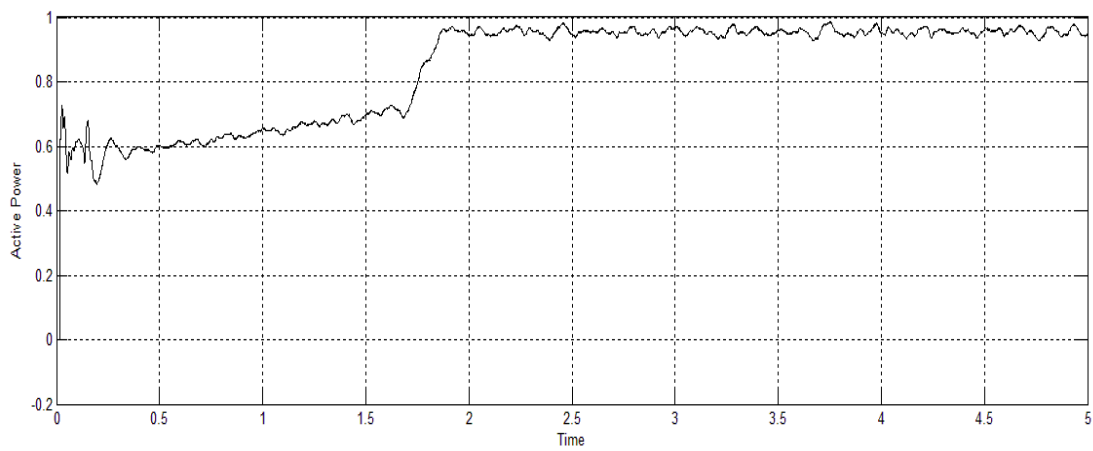




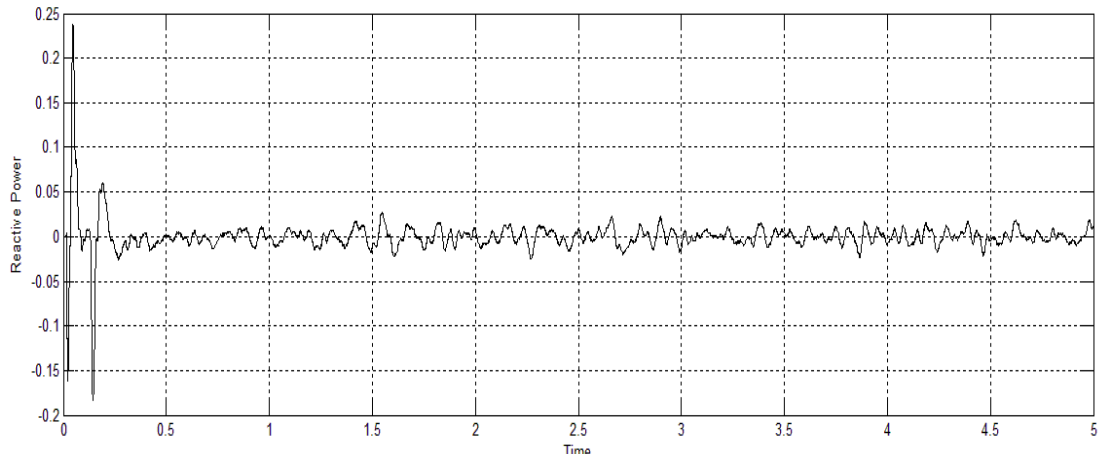
**Figure 8. Reactive power of WECS using PSS MPPT**



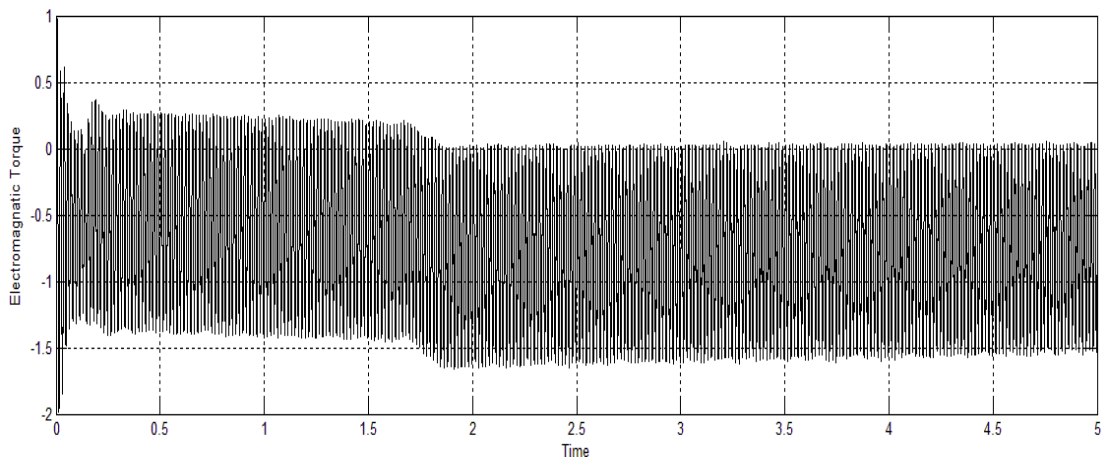
**Figure 9. Electromagnetic torque of WECS using PSS MPPT**



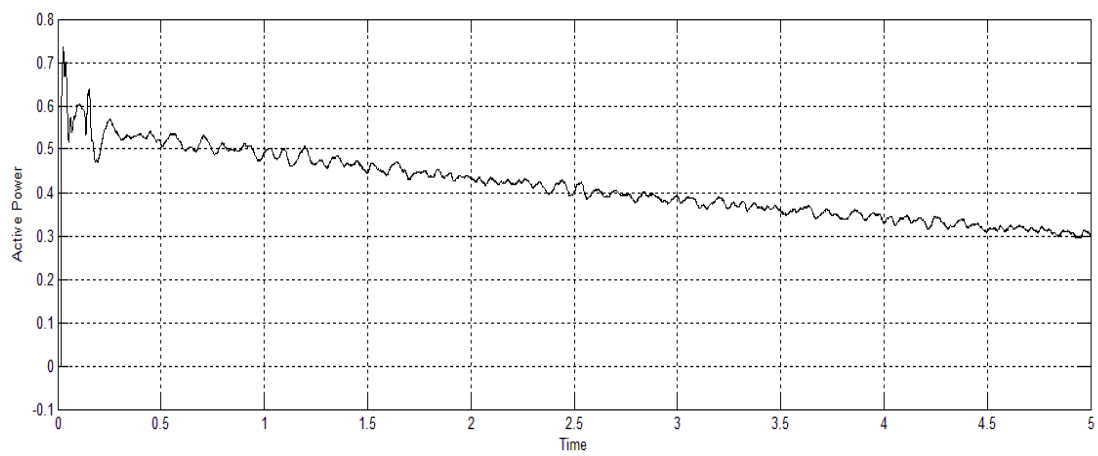
**Figure 10. Active power of WECS using TSR MPPT**



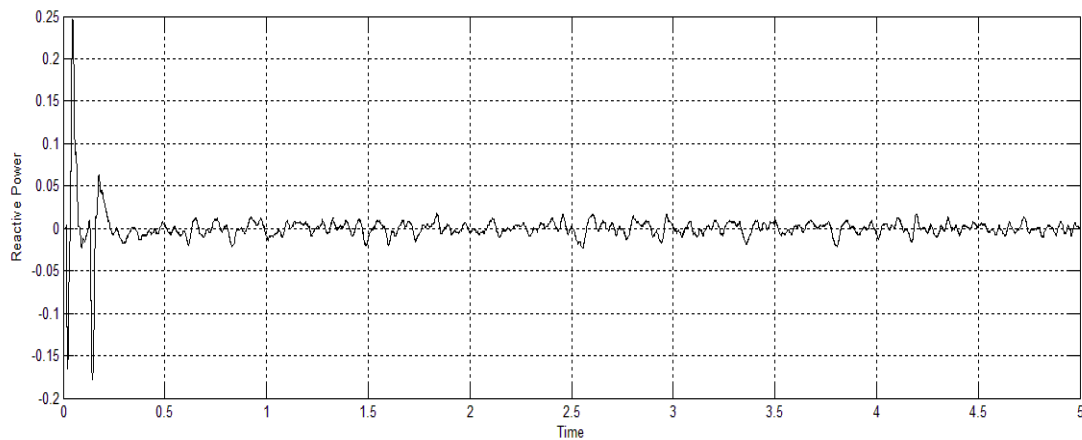
**Figure 11. Reactive power of WECS using TSR MPPT**



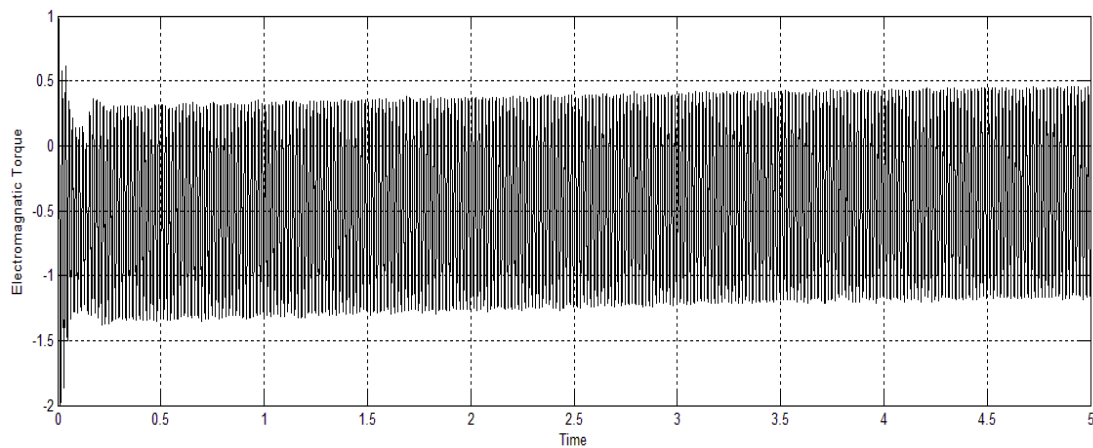
**Figure 12. Electromagnetic torque of WECS using TSR MPPT**



**Figure 13. Active power of WECS using HCS MPPT**



**Figure14. Reactive power of WECS using HCS MPPT**



**Figure 15. Electromagnetic torque of WECS using HCS MPPT**

Simulation results shows that the reactive power profile of WECS for all techniques are nearly similar. Electromagnetic torque profile of WECS using PSF, PSS and HCS are mostly identical. Electromagnetic torque profile of WECS using TSR is poor in comparison to all. Active power profile of the WECS using PSF MPPT technique is the best among all four compared techniques.

## VI. CONCLUSION

Wind energy conversion systems using various wind generators are studied and corresponding MPPT techniques to extract the maximum power have been identified. DFIG is widely used as wind generator for various rating wind farms throughout the world. Hence DFIG using four most efficient MPPT techniques named PSF, PSS, TSR and HCS simulated using MATLAB.

Simulation results for DFIG using all the four MPPT techniques have been compared regarding active power, reactive power and electromagnetic torque.

As per the simulation results it is concluded that DFIG using PSF MPPT technique is most efficient among all. MPPT technique using PSF is also having a better future scope with the advanced power electronic converters like matrix converter. This technique is most suited with matrix converter for control purpose.

## VII. REFERENCES

- [1] Hammons, T.J.; 1992, "Remote Renewable Energy Resources" Power Engineering Review, IEEE, Volume: 12, Issue: 6, pp.: 3-25
- [2] [http://en.wikipedia.org/wiki/Wind\\_power\\_in\\_India](http://en.wikipedia.org/wiki/Wind_power_in_India)
- [3] Karaki, S.H.; Salim, B.A.; Chedid, R.B.; 2002, "Probabilistic Model of a Two-Site Wind Energy Conversion System" Energy Conversion, IEEE Transactions Volume: 17, Issue: 4, pp.530 - 536
- [4] [http://www.cwet.tn.nic.in/html/information\\_wsh.html](http://www.cwet.tn.nic.in/html/information_wsh.html)
- [5] Weisbrich, A.L.; Ostrow, S.L.; Padalino, J.P.; 1996, "WARP: A Modular Wind Power System for Distributed Electric Utility Application" Industry Applications, IEEE Transactions, Volume: 32, Issue: 4, pp.778 - 787
- [6] Ashfaq, H., and Tripathi, S.K., 2012, "Output Maximization of Grid Connected Wind Energy Conversion System using Doubly Fed Induction Generator", 6<sup>th</sup> International Conference on Advanced Computing and Communication Technologies(ICACCT-2012), Vol. 3, pp. 277-282.
- [7] Ashfaq, H., and Jamil Asghar, M.S., 2006, "Performance improvement of grid-connected wound rotor induction generators", IEEE Power India Conference, 2006, pp. 1-5.
- [8] Ashfaq, H., and Asghar, M.S.J., 2005, "Optimum Input Volt-Ampere Control of Three-Phase Induction Motors Connected to Distributed Generating Systems", Power Electronics and Drives Systems, 2005. PEDS 2005. International Conference, Vol.1, pp.486-488.
- [9] Carrasco, J.M.; Franquelo, L.G.; Bialasiewicz, J.T.; Galvan, E.; Guisado, R.C.P.; Prats, Ma.A.M.; Leon, J.I.; Moreno-Alfonso, N.; 2006, "Power Electronic Systems for the Grid Integration of Renewable Energy Sources: A Survey" Industrial Electronics, IEEE Transactions, Volume:53, Issue:4, pp.1002 - 1016
- [10] Buehring, I.K.; Freris, L.L.; 1981, "Control Policies for Wind-Energy Conversion Systems " Generation, Transmission and Distribution, IEE Proceedings Volume: 128, Issue: 5, pp.253 - 261
- [11] Chen Wang; Liming Wang; Libao Shi; Yixin Ni; 2007, "A Survey on Wind Power Technologies in Power Systems" Power Engineering Society General Meeting, 2007. IEEE, pp.1 - 6
- [12] Ashfaq, H., Nahvi, S.A., and Jamil Asghar, M.S. 2006, "A Personal-Computer based Controller for Performance Improvement of Grid-Connected

- Wound-Rotor Induction Generators”, Power and Energy Conference, 2006. PECon '06. IEEE International Conference, pp.432-436.
- [13] Liserre, M.; Sauter, T.; Hung, J.Y.; 2010, “ Future Energy Systems: Integrating Renewable Energy Sources into the Smart Power Grid Through Industrial Electronics “ Industrial Electronics Magazine, IEEE, Volume:4 Issue:1, pp.18 - 37
- [14] Technology Roadmap: Wind Energy Book, International Energy Agency. IEA Technology Roadmaps, OECD/IEA | 24 June 2010
- [15] Ofualagba, G.; Ubeku, E.U.; 2008, “ Wind Energy Conversion System- Wind Turbine Modelling “ Power and Energy Society General Meeting - Conversion and Delivery of Electrical Energy in the 21st Century, 2008 IEEE , , pp.1 - 8
- [16] Ashfaq, H., and Tripathi, S.K.,2012 “ Performance improvement of wind energy conversion system using matrix converter”, Power Electronics (IICPE), 2012 IEEE 5th India International Conference, pp.1-5.
- [17] Iqbal, M.T.; Coonick, A.H.; Freris, L.L.; 1993, “Some Control Aspects of A Wind Turbine “ Two Decades of Fuzzy Control-Part1, IEE Colloquium , pp.6/1 - 6/3
- [18] Z. Saad-Saoud, N. Jenkins , 1995, “Simple Wind Farm Dynamic Model” IEE Proc.-Cener. Transm. Distrib., Vol. 142, No. 5, pp.545-548.
- [19] Hu, P.; Billinton, R.; 2009, “ Adequacy Criteria and Methods for Wind Power Transmission Planning “ Power & Energy Society General Meeting, 2009. PES '09. IEEE, , pp.1 - 7
- [20] Moor, G.D.; Beukes, H.J.; 2004, “Maximum Power Point Trackers For Wind Turbines “ Power Electronics Specialists Conference,2004 .PESC04.2004 IEEE 35<sup>th</sup> Annual Volume: 3 ; pp.2044 - 2049
- [21] Eftichios Koutroulis and Kostas Kalaitzakis 2006, “Design of a Maximum Power Tracking System for Wind-Energy-Conversion Applications”, IEEE Transactions On Industrial Electronics, Vol. 53, No. 2, pp.486-494
- [22] Patsios, C.; Chaniotis, A.; Kladas, A.; 2008, “A Hybrid Maximum Power Point Tracking System For Grid-Connected Variable Speed Wind-Generators “ Power Electronics Specialists Conference, 2008. PESC 2008. IEEE, , pp.1749 - 1754
- [23] Smith, G.A.; Nigim, K.A.; 1981, “ Wind-Energy Recovery By A Static Scherbius Induction Generator “ Generation, Transmission and Distribution, IEE Proceedings C Volume: 128 , Issue: 6 ; pp.317 - 324
- [24] Raina, G.; Malik, O.P.;1986, “ Wind Power System Using an Adaptive Sherbius Induction Machine “ Aerospace and Electronic Systems, IEEE Transactions Volume: AES-22 , Issue: 2 , pp.204 - 210
- [25] Toodeji, H.; Fathi, S.H.; Gharehpetian, G.B.; 2009, “ Power Management And Performance Improvement In Integrated System Of Variable Speed Wind Turbine And UPQC “, Clean Electrical Power, 2009 International Conference , , pp.609 - 614
- [26] Zhaohong Bie; Xin Zou; Zijing Wang; Xifan Wang; 2009, “ Studies on Models and Algorithms of The Power System Probabilistic Production

- Simulation Integrated With Wind Farm” Power & Energy Society General Meeting,2009. PES' 09. IEEE, pp.1 - 7
- [27] Keane, A.; Milligan, M.; Dent, C. J.; Hasche, B.; D'Annunzio, C.; Dragoon, K.; Holttinen, H.; Samaan, N.; Soder, L.; O'Malley, M.;2010, “ Capacity Value of Wind Power “ Power Systems, IEEE Transactions Volume: PP , Issue: 99 , , pp.1 - 1
- [28] Fagiano, L.; Milanese, M.; Piga, D.; 2010, “ High-Altitude Wind Power Generation “ Energy Conversion, IEEE Transactions Volume:25, Issue:1, pp.168 - 180